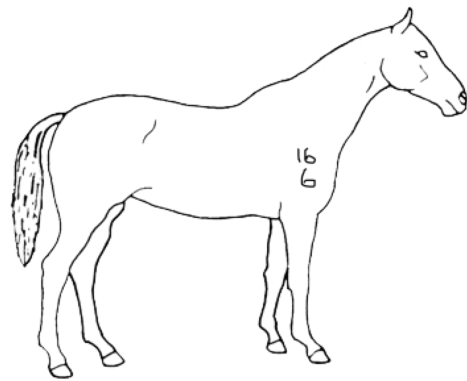
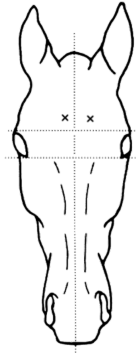
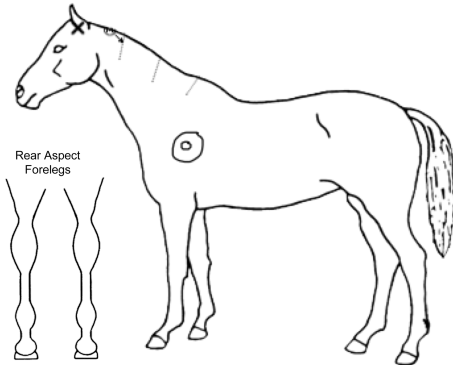
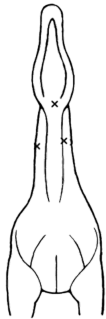


## VETERINARY REPORT ON BROODMARE FOR SALE

This examination is limited to an assessment of the specified matters below and should in no way be relied upon as a representation or expression of opinion as to breeding soundness. It is beyond the scope of this examination to definitively detect if this mare has been treated with Equine Vaccine or any other medication.

Animal presented as: Indigenous (AUS)		
(If unnamed) Sire: Wandjina (AUS)	Dam: Pasar Silbano (IRE)	
Colour: Bay	Breed: Thoroughbred	Sex: Mare
Microchip No: 985100012112721		Age/DOB: 4 years
Owner (if known):		
Person requesting examination:		Place of examination: -34.0487 150.5790



This mare was examined (please tick)

Under Sedation	<input checked="" type="checkbox"/>
Not Sedated	<input type="checkbox"/>
Other Physical Restraint	<input type="checkbox"/>

The mare was (please tick)

Pregnant	<input type="checkbox"/>
Not Pregnant	<input checked="" type="checkbox"/>

Reported last service date


(Please tick appropriate boxes - add additional sheets for details if required)

Ovaries	Y	N	Total Ovarian Dimensions	Largest Follicle Diameter	Comments
Manual examination	<input checked="" type="checkbox"/>	<input type="checkbox"/>	Left: 4.7 x 2.9	Left: 1.9	Normal anoestrus
U/S Examination	<input checked="" type="checkbox"/>	<input type="checkbox"/>	Right: 5.4 x 3.8	Right: 1.2	

Uterus	Y	N	Details	Vagina	Y	N	Details
Manual examination	<input checked="" type="checkbox"/>	<input type="checkbox"/>		Manual examination	<input checked="" type="checkbox"/>	<input type="checkbox"/>	
U/S Examination	<input checked="" type="checkbox"/>	<input type="checkbox"/>		U/S Examination	<input checked="" type="checkbox"/>	<input type="checkbox"/>	
Uterine Cysts	<input type="checkbox"/>	<input checked="" type="checkbox"/>		Visual Examination	<input type="checkbox"/>	<input checked="" type="checkbox"/>	
Uterine Fluid	<input type="checkbox"/>	<input checked="" type="checkbox"/>		Abnormalities	<input type="checkbox"/>	<input checked="" type="checkbox"/>	
Abnormalities	<input type="checkbox"/>	<input checked="" type="checkbox"/>		Vulva	Y	N	
Cervix	Y	N	Details	Caslicked	<input type="checkbox"/>	<input checked="" type="checkbox"/>	
Manual examination	<input checked="" type="checkbox"/>	<input type="checkbox"/>	Abnormalities	<input type="checkbox"/>	<input checked="" type="checkbox"/>		
U/S Examination	<input checked="" type="checkbox"/>	<input type="checkbox"/>		General Clinical Exam			
Visual Examination	<input type="checkbox"/>	<input checked="" type="checkbox"/>		Udder Examination	Normal maiden		
Abnormalities	<input type="checkbox"/>	<input checked="" type="checkbox"/>		Feet Examination	Normal shod all 4		
				Eye Examination	Normal menace		

Other relevant clinical abnormalities:

Date: 14-07-2020	
Name (please print): Dr Andrew Argyle	
Contact Number: 46597322	
Address: 170 Russell In Oakdale NSW 2570	
AVA No: 17165	
VPB No: 7512	
Signed: <small>Signature</small>	

Equine Veterinarians Australia - Thoroughbred Broodmare Report